

Kaiser Permanente National Implant Registries



2019 Annual Report

Table of Contents

Leadership Message	3
Inter-Regional Implant Registries Committee Members	4
What We Provide	5
By the Numbers	6
National and International Collaborations	7
Highlights of a Transformative Care Model	
Innovative Tools to Support Clinical Decision Making	8
Remote Monitoring for Cardiac Devices	9
Risk Factors for Opioid Use Following Surgery	10
Race & Orthopedic Surgical Outcomes	11
Updates from our Registries	
Anterior Cruciate Ligament Reconstruction	13
Cardiac Device	15
Endovascular Stent Graft	17
Hip Fracture	19
Shoulder Arthroplasty	21
Spine Surgery	23
Total Joint Replacement	25
Staff	29
Publications	30

Leadership Message

Dear Colleagues,

We are honored to present the 2019 Kaiser Permanente National Implant Registries Annual Report which highlights the critical role of the implant registries in transforming quality of care using an evidence-based medicine approach.

The registries monitor patient characteristics, surgical approaches, implant characteristics, and clinical outcomes for more than 3.05 million cardiac, neurosurgery, orthopedic, and vascular implants for our 12.3 million members. Using this real-world data, the registries provide feedback to our frontline clinicians and staff to enhance patient care and safety using a variety of methods including:

- Research studies and quality reporting tools to identify clinical best practices
- Benchmarking and quality reporting to monitor and identify medical center and regional variation in clinical outcomes
- Outlier implant reports to identify implants with higher and lower than expected clinical performance
- Patient-centered risk calculators to identify individualized patient risk and enhance clinical decision-making at the point of care
- Confidential physician profiles to benchmark clinical practices and outcomes at the medical center, regional and national level

These techniques have transformed care and enhanced patient quality as evidenced in our exemplary clinical outcomes.

The success of the National Implant Registries is the direct result of the dedication and commitment of the Kaiser Permanente physicians and staff who contribute to and use this evidence on a continual basis to guide clinical practice decisions.

Thank you all for your important contributions and continued support enhancing patient safety and quality of care for our members and patients worldwide.

Liz Paxton, PhD, MA

Director, National Implant Registries

Tadashi Funahashi, MD

Chair, Inter-Regional Implant Registries Committee

Inter-Regional Implant Registries Committee Members

IIRC Membership

Scott H. Adelman, MD, FACC

*Chair, Cardiology Core Group of National Product Council
Chair, NCAL Cardiovascular Technology Committee
Senior Technology Advisor-Innovation and Advanced Technology*

Ralph G. Brindis, MD, MPH, MACC, FSCAI

*Clinical Professor of Medicine
Department of Medicine & the Philip R. Lee Institute for Health Policy Studies
University of California, San Francisco*

Patrick Courneya, MD

*Executive Vice President and Chief Medical Officer
Kaiser Foundation Hospitals and Health Plan
Hospital Quality and Care Delivery Excellence*

Christopher M. Grant, BA

*Executive Vice President and Chief Operating Officer
The Permanente Federation*

Jo Carol Hiatt, MD, MBA

*Chair, National Product Council
Chair, Inter-Regional New Technologies Committee
Assistant Medical Director, Southern California Permanente Medical Group*

Murray N. Ross, PhD

*Vice President and Director of Institute for Health Policy
Kaiser Foundation Health Plan Enhancing Patient Safety and Quality of Care*

Ronald A. Navarro, MD

*Regional Coordinating Chief of Orthopedic Surgery, Southern California Permanente Medical Group
Assistant Area Medical Director, Surgical and Perioperative Services
Lead, Kaiser Permanente Shoulder Arthroplasty Registry
Member at Large, Board of Directors, American Academy of Orthopedic Surgeons*

Eric Cain, MD, MBA

Physician-in-Chief, Fremont Medical Center

Margaret Mentakis, MD, FACS

*Department of Surgery, South Sacramento
Kaiser Permanente HealthConnect Procedural and Perioperative Services
The Permanente Medical Group Technology Leader*

What We Provide

Registries play a critical role in enhancing quality of care by identifying variation and clinical best practices and providing feedback to frontline staff and clinicians using a variety of dynamic feedback mechanisms.

NATIONAL IMPLANT REGISTRIES

WHAT WE PROVIDE



Identifying the most effective surgical techniques and implant devices for quality improvement and safety



Assessing patient risk factors for complications using risk calculators at point of care for clinical decision-making



Integrating research methodologies with facility level reporting to help support the growth of transformative care model



Monitoring patients with recalled implants

Providing confidential feedback to surgeons on their patients' outcomes




Monitoring outcomes, including revisions, re-operations, and complications



Providing risk-adjusted hospital outcomes and benchmarking for quality improvement

Tracking implant usage and performance for contract decision-making





National Implant Registries: By the Numbers

8 regions, 9 states representing
12.3 million members

75 medical centers

187 publications in peer-reviewed journals
17 in 2018

211 posters & presentations at national &
international symposia

2,566 participating surgeons

110,026 patients with enhanced surveillance due to
95 recalls from 2000-2018

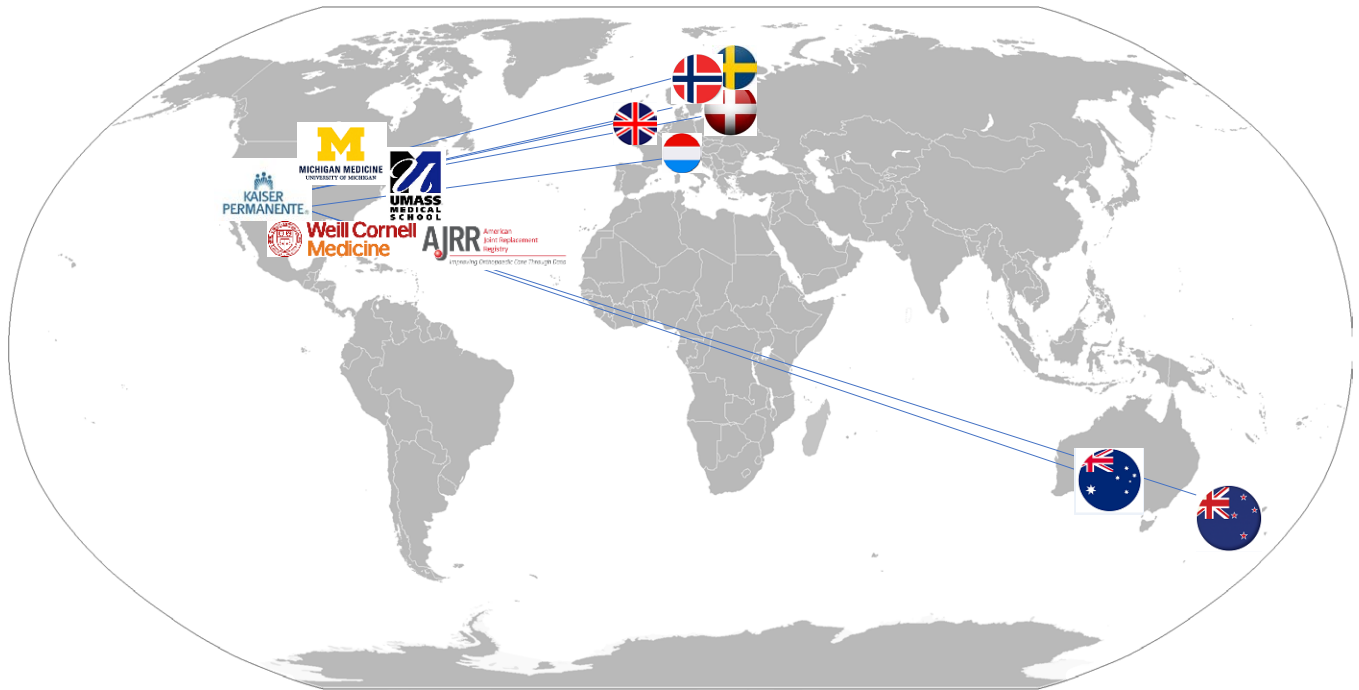
690,000+ procedures captured and tracked for
the patient's lifetime

3.05 million implants registered





National and International Collaborations



- Full member and President of International Society of Arthroplasty Registries (ISAR) focused on enhancing arthroplasty registries' collaboration to improve global arthroplasty outcomes
- Leading along with Cornell the USA Orthopaedic Coordinated Registries network (OrthoCRN) to enhance postmarket surveillance in the USA
- Member of The Medical Device Epidemiology Network (MDEpiNet), a global public-private partnership advancing the use of real-world data to improve patient outcomes
- National Evaluation System for Health Technology (NEST) pilot project developing objective performance criteria for arthroplasty devices in the USA
- Anterior Cruciate Ligament Reconstruction (ACLR) registry international collaborations with Denmark, Luxembourg, Norway, Sweden, Australia, New Zealand, and the United Kingdom
- Shoulder Arthroplasty Registry (SAR) international collaborations with Denmark, Australia, and Sweden



Highlights of a Transformative Care Model

Innovative Tools to Support Clinical Decision Making

Risk calculators, facility specific reports, and surgeon profiles are among the innovative tools that use registry data to support clinical decision making.

Risk calculators enable implanting surgeons to predict surgical outcomes for current patients. "I now use the risk calculators to assess my patients prior to surgery similar to the way I use radiographs, clinical exams, and lab work to determine the best path forward for each patient," said orthopedic surgeon Adrian Hinman, MD, San Leandro Medical Center. "Risk calculators help me weigh the risks and benefits of both operative and non-operative treatments and tailor my recommendation to each patient."

Facility specific reports clearly identify medical centers with outlying performance to create an opportunity for benchmarking and shared learnings. Once identified as an outlier a deep dive into the underlying reasons as to why a variability in practice or outcomes is occurring is reviewed. "There are very few other organizations that have this commitment to collecting data on quality," said Christopher Grimsrud, MD, PhD, Chief of Orthopedics, Kaiser East Bay

Medical Centers. Conversely, facilities demonstrating above average performance are clearly identified as likely sources of best practice learnings. In this way Dr. Grimsrud explains, "the registries are extremely valuable in improving care for our patients."

Surgeon profiles serve as confidential report cards which enable surgeons to identify specific areas with outlying performance they can then target for practice improvement. "This gives surgeons an opportunity to reach out to their partners for advice and support," said Dr. Grimsrud.

In Dr. Grimsrud's experience, his surgeon profile provides an added benefit. "I was one of the first surgeons to start doing direct anterior approach total hip replacement in Northern California. The report enabled me to track my results and inform my patients that they could expect good outcomes from surgery with me."

Risk calculators, medical center reports, and surgeon profiles provide real world feedback to clinicians and staff to enhance quality of care.





Highlights of a Transformative Care Model

Remote Monitoring for Cardiac Devices Allows for Round-the-Clock Diagnosis Ensuring Device Functionality and Increased Patient Care

Traditionally, patients with cardiac implantable electronic devices (CIEDs) needed to arrange a clinic or hospital visit every three months to ensure their device was performing properly. Now, through the capabilities of remote monitoring one visit per year is sufficient for most patients.

Remote monitoring is a function of Kaiser Permanente's Cardiac Device Registry which evaluates and monitors device performance and patient outcomes. With its ability to report patient level information to clinicians and front-line staff, remote monitoring enrollment rates have increased by over 20% program-wide since 2017, allowing for the continuous care of nearly 94% of all of Kaiser Permanente's CIED patients.

"Patients get all the advantages of monitoring without having to come in for routine device interrogation," said Nigel Gupta, MD, Director, Regional Cardiac Electrophysiology Services, Los Angeles Medical Center. "We can now tell remotely how each patient's

device is performing on a round-the-clock basis and from wherever they happen to be."

Many problems that may formerly have gone undetected for weeks or longer are now being caught in real time. "Earlier detection is the key to preventing serious complications," said Dr. Gupta. "For example, remote monitoring enables us to quickly detect a broken lead in a device so we can get our patient into the operating room right away and fix it. When we detect an arrhythmia, we can often resolve the problem with a medication change right over the phone and thus prevent a bad outcome like stroke or even heart failure."

Kaiser Permanente is currently working to get every patient with a CIED linked to a remote monitoring device and enrollment rates are on the rise. "There really isn't a patient who should not have remote monitoring," said Dr. Gupta. "This is a great use of technology to provide better, more efficient, life-saving care."





Highlights of a Transformative Care Model

Risk Factors for Opioid Use After Shoulder Arthroplasty and Anterior Cruciate Ligament Reconstruction

Opioid misuse and abuse have contributed to a significant national crisis, yet opioids remain an important component in relieving pain after orthopedic surgery. Studies conducted using Kaiser Permanente registry data are helping orthopedic surgeons identify patients at risk of prolonged opioid use in order to help ensure the safe and proper use of these medications.

As reported in the 2018 National Implant Registries Annual Report, studies looking at the effects of opioids before and after total joint replacement led to the implementation of strategies to reduce unsafe usage.

Registry studies have also been conducted to identify the risk factors for opioid use following shoulder arthroplasty and anterior cruciate ligament reconstruction. "These studies have helped create an awareness of risk factors we did not have objectively before," said orthopedic surgeon, Anita Rao,

MD, Kaiser Permanente Northwest Region. "This awareness is affecting how we prescribe opioids to patients."

Registry study results are regarded as very important in supporting clinicians in the opioid crisis by providing objective data and risk factors that can be used in clinical decision-making and in setting appropriate expectations with patients. The studies also help create protocols and multi-modal treatment plans within the Kaiser Permanente organization that can benefit both patients and providers.

"The heightening interest in what we could do as surgeons to help combat the opioid crisis were key drivers for these studies," said Dr. Rao. "The increased awareness about prescription opioid usage, aided by opioid data from the registry studies, has helped produce early changes in prescribing habits that we anticipate will produce appreciable reductions in opioid usage in the perioperative period."





Highlights of a Transformative Care Model

Association Between Race/Ethnicity and Orthopedic Surgical Outcomes Within a Universally Insured Population

Unequal access to health care is among the most commonly cited reasons for racial and ethnic disparities. Prior studies have shown that universal access may mitigate some racial disparities in surgical outcomes.

Kaiser Permanente’s universally insured care model offers a unique opportunity to investigate whether racial/ethnic disparities exist within its managed health care system in which all patients have uniform access to care. “We wanted to see if our Kaiser Permanente system fundamentally treated disparities differently since the access to care should be easier,” said Ronald Navarro, MD, Regional Chief of Orthopedics, South Bay Medical Center.

Kaiser Permanente conducted multiple studies across its orthopedic registries looking at surgical outcomes based on race and ethnicity in a large managed health care system in which all patients are insured. Study

results suggest that, depending on the type of surgery, nonwhite races have better outcomes in most cases, however, “In some studies, our black patients had notably higher rates of ED visits and readmissions,” said Dr. Navarro. “Further investigation is warranted to determine reasons for this disparity and identify interventions.”

The National Implant Registries’ studies build on a growing body of evidence showing that universal access to insurance, integrated health care delivery, and standardization of quality may be central in eliminating race and ethnic disparities.

“By first studying if disparities exist, even in a system that lessens the burden to access care, we can know if there are opportunities for improvement,” said Dr. Navarro. “We can then work to lessen disparity if it exists and increase awareness of any biases that might get in the way of equitable care.”



Anterior Cruciate Ligament Reconstruction Registry



Description:

The anterior cruciate ligament reconstruction (ACLR) registry was established in 2005 and tracks implants and outcomes of ACLR cases. As of year-end 2018, there were 49,204 cases in the ACLR registry.

Clinical Findings

- In our cohort of 19,059 patients with primary ACLR, tibial independent (TI) techniques were used for 12,342 (64.8%) of the ACLRs, and the transtibial (TT) method was used for 6,717 (35.2%). After adjustments for covariates, the TI group had a higher risk of aseptic revision than the TT group, and this risk was 1.41 times higher in patients younger than 22 years specifically. No difference in risk for aseptic reoperation was observed. (Tejwani et al. 2018)
- In our combined cohort of 101,125 primary ACLRs across six national, regional, and hospital-based ACLR registry cohorts including Denmark, Luxembourg, Norway, Sweden, the UK, and KP patient demographics and surgical characteristics were observed to understand variation across

countries. In all six cohorts, males and soccer injuries were most common. European countries mostly used autografts while allograft was most common in the US. Interference screw was the most frequent femoral fixation in Luxembourg and the US, and suspensory fixation was more frequent in the other countries. Interference was the most frequent tibial fixation type in all six cohorts. Overall adverse events were infrequent. (Prentice et al. 2018)

- In our cohort of 6,593 primary ACLRs four femoral-tibial fixation groups were observed to evaluate the risk of aseptic revision and reoperation after hamstring autograft ACLR: crosspin, interference, suspensory, or combination. After adjusting for covariates, revision risk was lower for the crosspin-interference and interference-interference methods compared to the suspensory-interference. In contrast, reoperation risk was higher for crosspin-interference and suspensory-combination methods compared to suspensory-interference. (Spragg et al. 2018)

Registry Champions: Gregory Maletis, MD, Tadashi Funahashi, MD, Anita Rao, MD, Mark Shaieb, MD, Ron Wyatt, MD, Anne Denys, MD, Mark Davies, MD

Anterior Cruciate Ligament Reconstruction Registry

Anterior Cruciate Ligament Reconstruction KP Compared To Benchmarks

	Kaiser Permanente	Danish Cruciate Ligament Register	Norwegian National Knee Ligament Register	Swedish National ACL Register
Start Date	Feb-05	Jul-05	Jun-04	Mar-05
Total N	49,204	33,350	25,624	44,465
Primaries	43,480 (88.4)	28,677 (86.3)	23,337 (91.1)	41,500 (93.3)
Revisions	5,724 (11.6)	2,793 (8.4)	2,287 (8.9)	2,965 (6.7)
Gender				
Males	30,254 (61.5)	20,047 (60.1)	13,179 (56.5)	25,380 (57.1)
Females	18,950 (38.5)	13,303 (39.9)	10,158 (43.5)	19,085 (42.9)
Age years (at time of surgery)				
<25	21,916 (44.5)	14,741 (44.2)	10,328 (44.3)	21,956 (49.4)
≥25	27,286 (55.5)	18,609 (55.8)	13,009 (55.7)	22,509 (50.6)

Outcomes

Total Reoperations	4,783 (11.0)	Not reported	1,498 (6.4)	Not reported
Ipsilateral Knee Reoperations	3,303 (7.6)	Not reported	769 (3.3)	Not reported
Contralateral Knee Operations	1,480 (3.4)	Not reported	729 (3.1)	2,006 (4.8)
Revisions 100 persons-yrs	1,695 (3.9)	Not reported	1,105 (4.7)	2,221 (5.4)
1 year incidence	0.84	Not reported	0.84	Not Reported
3 year incidence	1.21	Not reported	1.19	Not Reported

Cardiac Device Registry



Description:

The cardiac device registry was established in 2000, and tracks pacemakers (PM), implantable cardioverter defibrillators (ICD) and cardiac resynchronization therapy (CRT). As of Q4 2018, there are 136,857 devices in the registry (98,836 initial and 38,021 replacements).

Clinical Findings

- **Battery Longevity:** In 65,261 patients: CRT-D 6%, ICD 15% and PM/CRT-P 79% the 10-year incidence of battery replacement of old generation (OG 2000-2007) and new generation (NG 2008-2017) was reduced in CRT-D (46 to 39%), ICD (41 to 31%), and PM/CRT-P (29 to 18%). 10-year total mortality of OG and NG was similar at 75% for CRT-D, 71% for ICD, and 67% for PM/CRT-P. Death before any replacement was increased in CRT-D (41 to 50%), ICD (45 to 55%), and PM/CRT-P (54 to 61%). With NG devices, only 44% patients in CRT-D, 38% in ICD, and 23% in PM/CRT-P get to their second device before death despite stable overall mortality.
- **Conclusions:** NG device longevity and need for replacement due to malfunction has improved with fewer consequent surgeries. Investments into battery longevity may be better used for other endeavors that help prolong patient survival so they can obtain full benefit from these life-saving yet costly devices.

- **Device Revisions:** The registry tracks all devices undergoing a procedure to explant or replace the device for any reason. Normal battery depletion (ERI) is an expected replacement procedure. Device explant reasons other than ERI include: premature battery depletion, device upgrade/downgrade, mechanical complication of the pulse generator, mechanical complication of a lead, infection, device recall/advisory, pocket erosion/device migration, pocket pain, and other patient anatomy issues. Data is available for quality reporting, research, and medical center specific requests. The overall complication rate for devices, excluding normal ERI, implanted from 2007-2018 is noted on the next page.
- **Lead Revisions:** The registry tracks all leads undergoing a procedure to replace, reposition, or repair the lead due to a mechanical malfunction including: lead dislodgement, perforation, conductor fracture, insulation failure, high/low thresholds, oversensing, undersensing, non-capture, extracardiac stimulation, and lead noise. The overall complication rate for leads implanted from 2007-2018 are found on the following page.

Registry Champions: Nigel Gupta, MD, Cesar Alberte-Lista, MD, Jason Rashkin, MD, Brant Liu, MD, Jitesh Vasadia, MD, Rasoul Mokabberi, MD

Cardiac Device Registry

Registry Volume By Device Type (2007-2018)

Device	Dual	Single	Leadless	TOTAL
Pacemakers	78,071	14,258	97	92,426
ICDs	16,845	15,042	—	31,887
	CRT-D	CRT-P		
CRTs	11,249	1,295	—	12,544

Overall Complication Rate, For Devices (excluding normal ERI) (2007-2018)

Device	Total Volume	Complication	% Complication Rate
Pacemaker			
Dual	55,095	639	1.16
Single	8,708	56	0.64
Leadless	97	1	1.03
ICD			
Dual	11,721	184	1.57
Single	10,937	85	0.78
CRT			
D	9,374	502	5.36
P	1,046	27	2.58

Overall Complication Rate, For Leads (2007-2018)

Function	Total Volume	Complication Volume	% Complication Rate
Brady	102,538	2,012	1.96
Heart Failure	7,587	237	3.12
Tachy	21,987	683	3.11

Endovascular Stent Graft Registry



Description:

Established in 2010, the endovascular stent graft registry has effectively tracked the deployment and ensured outcomes surveillance of graft devices used in endovascular aneurysm repair (EVAR) procedures for the repair of abdominal aortic aneurysm (AAA). By the end of 2018, the registry monitored 4,499 primary and 469 revision procedures.

Clinical Findings

- Registry findings have highlighted the clinical importance of evaluating pre-surgical aneurysm size when assessing the need for an EVAR procedure, including pre-surgical surveillance and tracking of aneurysm size prior to an EVAR procedure. Of the 4,499 EVAR cases captured in the registry, the most common aneurysm size was 5.0-5.59 cm (31.8%). In previous years, the most common procedure group were those patients with >6 cm aneurysm size.

- Tracking of EVAR procedure outcomes, including subsequent related procedures (revisions, secondary interventions, and conversion to open repair), is an important role of the registry. The registry identified endoleak as the most common reason for reintervention (14.8%). Revision of the stent graft occurred in 5.1% of all cases.
- The most common hospital length of stay for EVAR patients is 0 to 1 days (60.3% of patients) with the next highest length of hospital stay being 2 days (17.9%).

Device Recall

- Registry support for surgeons continued in response to the advancement of a AAA device Safety Advisory, into a Class I medical device recall. The recall was due to higher than anticipated type III endoleaks events. The registry promptly identified patients at risk, providing Kaiser Permanente surgeons and medical centers a roster of patients with affected implants, ensuring patients receive appropriate post-market surveillance of their device and treatment as needed.

Registry Champions: Jeffrey Hsu, MD, Nicolas Nelken, MD, Thomas Rehring, MD, Homayon Hajarizadeh, MD, Robert Chang, MD

Endovascular Stent Graft Registry

Stent Graft KP Compared To Benchmarks

	Study Total Patient Volume	Kaiser Permanente Total Patient Volume	Study Mean F/U Time	Kaiser Permanente Mean F/U Time	Study Estimated Event Rate at 2 Years	Kaiser Permanente Estimated Event Rate at 2 Years (95% CI)
Type 1 endoleak	17,068	171	2.1	3.83	3.39	2.64 (2.18-3.2)
Type 2 endoleak	17,900 ^a	156	1.84 ^a	3.83	13.04 ^a	2.35 (1.91-2.89)
Type 3 endoleak	16,116	75	1.87	3.83	0.76	0.80 (0.56-1.14) ^c
Cumulative endoleak	16,035	352	2.09	3.83	18.86	4.91 (4.27-5.65)
Cumulative endoleak excluding type 2	13,636	236	1.88	3.83	5.67	3.26 (2.75-3.88)
Re-intervention Rate	21,595 ^b	670	2.26 ^b	3.83	11.12 ^b	10.78 (9.86-11.79)

^a Adjusted for the proportion of male patients.

^b Adjusted for median patient age and mean aneurysm size.

^c A Class I medical device recall has been issued for the device contributing to increased Type 3 endoleak event rate within the KP patient population.

Eur J Vasc Endovasc Surg (2018) 55, 177-183

Hip Fracture Registry



Description:

Established in 2009, the hip fracture registry tracks surgery of the proximal femur. As of December 2018, 49,853 primary hip fracture cases and 1,823 revisions are tracked.

Clinical Findings:

- A study to assess whether racial and ethnic disparities in hip fracture treatment and outcomes persist within a universally insured population of patients enrolled in an integrated managed care system with equal access and/or standardized protocols, found that postoperative mortality rates were similar across racial and ethnic groups. Compared to white patients, 1-year mortality was similar among black patients, and lower among Hispanic and Asian patients. Black and Hispanic patients had fewer 90-day postoperative complications, compared to white patients. Asian patients had fewer in-hospital decubitus ulcers and 90-day unplanned readmissions, but black patients had more 90-day unplanned readmissions. There were no significant differences between racial/ethnic groups in terms of surgical delay and no differences in 90-day emergency department visits or revisions during the patient's lifetime. (*Okike et al. 2018*)


- Choice of anesthesia technique can affect in-hospital outcomes for fragility hip fracture surgeries and Regional Anesthesia (RA) may offer advantages over General Anesthesia (GA). Compared to RA, GA was associated with higher risk of in-hospital mortality and shorter time to in-hospital mortality. Patients with Conversion (Cv) from RA to GA experienced the highest in-hospital mortality and shortest time to in-hospital mortality. In addition, compared to RA, GA was associated with longer time to discharge and more discharges to a health care facility. (*Qiu et al. 2018*)
- A study of the association of anesthesia technique to mortality and complications within 90 days of surgery for geriatric patients with hip fractures, found that RA was associated with an overall lower risk of mortality and all-cause readmission when compared with GA. During the inpatient stay period, mortality was higher for both GA and Cv from RA to GA. In the period from hospital discharge to 90 days postoperatively, no differences in mortality were observed, however patients undergoing GA had a higher risk for 90-day all-cause readmission, while no difference was observed between Cv and RA 90-day all-cause readmissions. (*Desai et al. 2018*)

Registry Champions: Christopher D Grimsrud, MD, PhD, James M Jackman, MD, Kanu M Okike, MD, Gary L Zohman, MD

Hip Fracture Registry

Hip Fracture KP Compared To Benchmarks						
	Kaiser Permanente	UK-Wales-Northern Ireland	Ireland	Australian & New Zealand	Sweden	Norway
Period	Historic: 2009-2018 Current: 2018	Historic: 2007-2017 Current: 2017	Historic: 2012-2017 Current: 2017	Historic: 2013-2017 Current: 2016-2017	Historic: 2005-2017 Current: 2017	Historic: 2005-2017 Current: 2017
Cases	Historic: 49,853 Current: 5,987	Historic: Not Reported Current: 65,958	Historic: 13,500 Current: 3,497	Historic: 8,697 Current: 5,178	Historic: 75,313 Current: 6,033	Historic: 104,993 Current: 8,321
Female	68.3%	Not Reported	71%	AUS: 70% / NZ: 69%	Not Reported	69%
Mean Age	Male: 76 Female: 80	Not Reported	80	AUS: Mean: 82 Median: Male 83, Median: Female: 85 NZ: Mean: 83 Median: Male 85 Median: Female: 85	Male: 80 Female: 82	Overall: 80 Female: 82 Male: 77
Time to Surgery	Mean: 24.7 hours 92.6% < 48 hours	Mean: 33 hours 70.2% < 36 hours	72% < 48 hours	AUS: Median 29 hours NZ: Median 24 hours	Not Reported	84.8% < 48 hours Mean: 23 hours Median: 21 hours
Length of Stay	Mean: 4.2 days	Mean: 15.6 days	Mean: 20 days Median: 13 days	AUS Median 7.7 days NZ Median: 5.8 days	Not Reported	Not Reported
Revision Rate	1.8%	Not Reported	1% < 30 days	Not Reported	4.9%	Reoperation: 9.7%
Mortality	9.8% < 90 days	6.9% < 30 days	Not Reported	Inpatient: 5% 15-20% < 1 year post discharge	90 day Male: 15% Female: 8%	Not Reported

Shoulder Arthroplasty Registry



Description:

The shoulder arthroplasty registry (SAR), established in 2005, tracks elective and urgent shoulder arthroplasty procedures including total shoulder arthroplasty (TSA), reverse total shoulder arthroplasty (RTSA), hemiarthroplasty (HA) and humeral head resurfacing (HHR). As of year-end 2018, the SAR has captured 19,083 primary shoulder procedures.

Clinical Findings

- In 2015, RTSA utilization for the treatment of proximal humerus fractures surpassed that of HA for the first time within Kaiser Permanente's health care system. The utilization of RTSA for the treatment of proximal humerus fractures increased from 4.5% of arthroplasties in 2009 to 67.4% of arthroplasties in 2016, an almost 1400% increase. While HA appears to be falling out of favor in the treatment of fractures of the shoulder, surgeons may still be preferentially using the procedure in younger patients. (*Dillon et al. 2019*)

- In our cohort of 510 revision shoulder arthroplasty (SA) procedures 69 (13.5%) had a subsequent re-revision SA procedure. Instability was the primary reason for first revision (24.1%) and re-revision (43.5%). Instability for the first revision was associated with a higher risk of re-revision within 3-months post-revision. Conversion of primary TSA or HEMI to RTSA was associated with a lower risk of re-revision when compared to no conversion procedure. (*Dillon et al. 2019*)
- In our cohort of 5,009 primary SA patients, bisphosphonate use more than one year prior to the index SA procedure was associated with higher aseptic and all-cause revision risks. (*Budge et al. 2019*)

Registry Champions: Ronald Navarro, MD, Mark Dillon, MD, Mark Shaieb, MD, Matthew Budge, MD, Anita Rao, MD

Shoulder Arthroplasty Registry

Shoulder Arthroplasty KP Compared To Benchmarks			
	Kaiser Permanente	Australia Orthopaedic Association Shoulder Arthroplasty	The New Zealand Joint Registry
Time Period	2005-2018	2004-2017	2000-2017
Volume	19,083	40,317	9,250
Gender, Female	56.20%	62.30%	63.16%
Mean Age (yrs)	69.67	71.56	71.00
Revision Rate	TSA: 0.72/ 100 obs yrs RTSA: 1.19/ 100 obs yrs	TSA: 1.62/ 100 obs yrs RTSA: 1.18/ 100 obs yrs	Overall: 0.97/ 100 obs yrs
Top 3 Reasons for Primary	Osteoarthritis Rotator Cuff Arthropathy Acute Humerus Fracture	Osteoarthritis Rotator Cuff Fracture	Osteoarthritis Cuff Tear Arthropathy Fracture of Proximal Humerus
Top 3 Reasons for Revision	Infection Instability/Dislocation Rotator Cuff Tear	Instability/Dislocation Loosening Rotator Cuff Insufficiency	Pain Subacromial Cuff Impingement Dislocation/Instability anterior
Outcomes			
Infection	0.79%	Not Reported	Not Reported
DVT	0.70%	Not Reported	Not Reported
PE	0.52%	Not Reported	Not Reported

Spine Surgery Registry



Description

Implemented in 2009, this registry tracks over 38,016 instrumented and non-instrumented spinal procedures performed by the neurosurgery and orthopedic spine surgeons as of year-end 2018. This represents more than 262,000 total implants.

Clinical Findings

- Using the Kaiser Permanente spine registry, we identified 747 single-level anterior cervical discectomy and fusion (ACDF) cases of 239 (32.0%) who met the criteria for dysphagia with > 48hr admission. Using univariable and multivariable logistic models for risk factor for dysphagia, we found single-level ACDF at the upper cervical spine (C2-3, C3-4) was the only risk factor for dysphagia. Age, body mass index (BMI) category, gender, American Society of Anesthesiologist's (ASA) classification, smoking, and operative time were not predictive factors. These findings can be used for enhancing patient selection for outpatient single-level ACDF surgery and reducing significant postoperative dysphagia. (Aguilar et al, 2019)
- Adult patients in the spine registry with lumbar fusions performed between 2009 and 2013 were included

in a study examining weight loss (n=7303). The outcome of interest was $\geq 5\%$ weight change 1 year postoperative from baseline. Three BMI groups were analyzed (<30; 30-39 obese; ≥ 40 extremely obese). After risk-adjustment, we found obese and extremely obese patients were more likely to lose a clinically significant amount of weight 1 year after spine surgery (BMI 30-39: OR=1.42, 95% CI 1.22-1.65; BMI ≥ 40 : OR=1.73, 95% CI 1.21-2.47) compared with nonobese patients. (Akins et al, 2018)

- Another study investigated differences in reoperation rates for symptomatic nonunions in atlantoaxial (C1-C2) fusions with or without bone morphogenetic protein (BMP). Using data from the spine registry, we identified 58 patients (53.7%) with BMP and 50 patients (46.3%) without BMP with an average follow-up time of 5 years (interquartile range, 2.04-8.49). This was one of the largest retrospective studies on C1-C2 fusions with and without BMP. We found no difference in reoperation rates for symptomatic nonunions using BMP. For the non-BMP group, we found that lamina (+/- allograft) or allograft alone may also be just as effective as iliac crest graft (+/- allograft) in having no reoperations for symptomatic nonunions. (Guppy et al, 2019)

Registry Champions: Kern Guppy, MD, PhD, Calvin Kuo, MD, Johannes Bernbeck, MD, Harsimran Brara, MD, Kristophe Karami, MD

Spine Surgery Registry

Spine Surgery KP Compared To Benchmarks		
	Kaiser Permanente	Euro Spine/Spine Tango
Time Period	2009-2013, 2016-2018	2005-2017
Volume	38,016	114,096
Demographics		
Age in Years (Mean)	57.7	57.0
Gender	51.9% female	51.0% female
Current Smoker	7.6%	Not Reported
Diagnosis - Degenerative	70.6%	79.9%
Fusion Approach		
Anterior Only	24.5%	Not Reported
Posterior Only	63.5%	Not Reported
Combined	12%	Not Reported
Outcomes		
Dural Tear	3.0%	4.7%
Superficial Infection	0.6%	2.1%
Deep Infection	0.5%	4.7%
Nonunion	1.4%	20.4%
Adjacent Segment Disease	4.4%	25.0%

Total Joint Replacement Registry



Description

The total joint replacement registry (TJRR), established in 2001, collects patient and surgical implant information, and patient outcomes. Through December 2018, the TJRR tracks over 355,967 procedures (317,706 primary total joint replacements and 23,326 revision cases).

Clinical findings

- In evaluating Total Joint Arthroplasty (TJA) opioid prescriptions the majority of preoperative, and late postoperative, narcotics prescriptions were by primary care physicians. Preoperative opioid use has been identified as a risk factor for prolonged postoperative TJA opioid use and should be avoided before surgery. Only 13%-14% of preoperative opioids were prescribed by orthopedic surgeons. This study suggests better communication between health care practitioners, standardized screening procedures, creation of patient pain medication contracts, and discussion of how long opioids should be used may reduce opioid use. (*Namba et al. 2018*)
- A study examining factors associated with prolonged opioid use found the number of preoperative prescriptions for opioids and NSAIDs and younger patient age was associated with higher number of postoperative opioid prescriptions in every period after total knee arthroplasty (TKA). During the first 90 days after surgery, 92.7% of patients had a prescription for opioids dispensed. For subsequent periods, the percentages of patients still taking opioids were, 42.1% in days 91-180, 32.2% in days 181-270, and 30.4% in days 271-360. Patient factors

associated with intermediate- and long-term opioid usage after TKA include female gender, younger age, depression, and anxiety. The most common opioid-related comorbidities were anxiety, depression, and substance abuse. (*Namba et al. 2018*)

- A TJRR study identified pain and swelling as the most frequent reasons for emergency department (ED) visits in the first 90 days following primary elective unilateral total hip arthroplasty (THA) and TKA. At least one 90-day ED-only visit occurred for 13.4% of THA and 13.8% of TKA patients, most common in the first 30 postoperative days for both THA and TKA. Most common reasons for ED visits was pain for THA (12.8%) and TKA (15.8%) patients. Swelling was the reason for THA (15.6%) and TKA (15.6%) ED visits. Readmissions were more common in the 31-90-day period for both THA and TKA, with at least one 90-day readmission following the primary procedure occurring for 4.5% of THA and 5.5% of TKA patients. The most frequent reasons for readmissions after THA, included infection 12.5% and unrelated elective procedures 9.0%, and after TKA, gastrointestinal 19.1% and manipulation under anesthesia 9.4%. Interventions to help prevent or alleviate unnecessary hospital returns may include: patient-specific pain medication protocols; proactive nursing follow-up phone calls within the first 2 days after discharge, and earlier and more frequent home care team contacts with patient after discharge; patient education materials with detailed information about pain and swelling; and more specific instructions and triage algorithms for nursing call centers. (*Kelly et al. 2018*)

Registry Champions: Maurice Cates, MD, Adrian D Hinman, MD, Matthew P Kelly, MD, Erik W Kroger, MD, Gregory Y Lee, MD, Mark Melberg, MD, Le Don A Robinson, MD, Thomas C Stoll, MD

Total Joint Replacement Registry

Total Hip Replacement KP Compared To Benchmarks

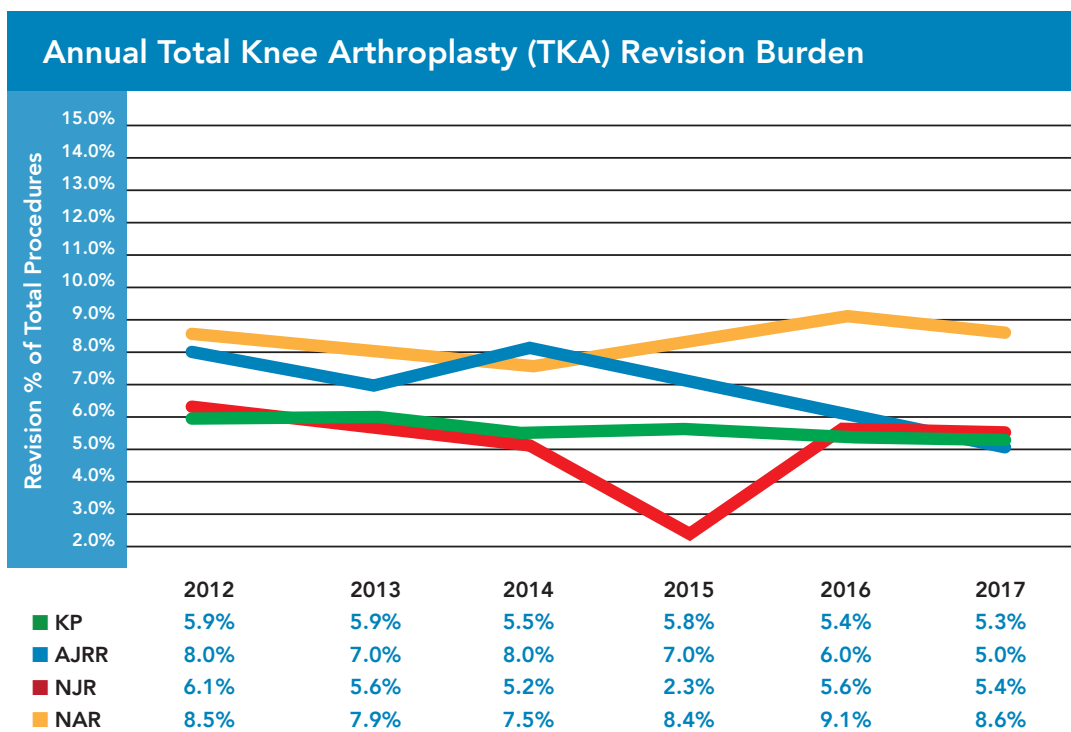
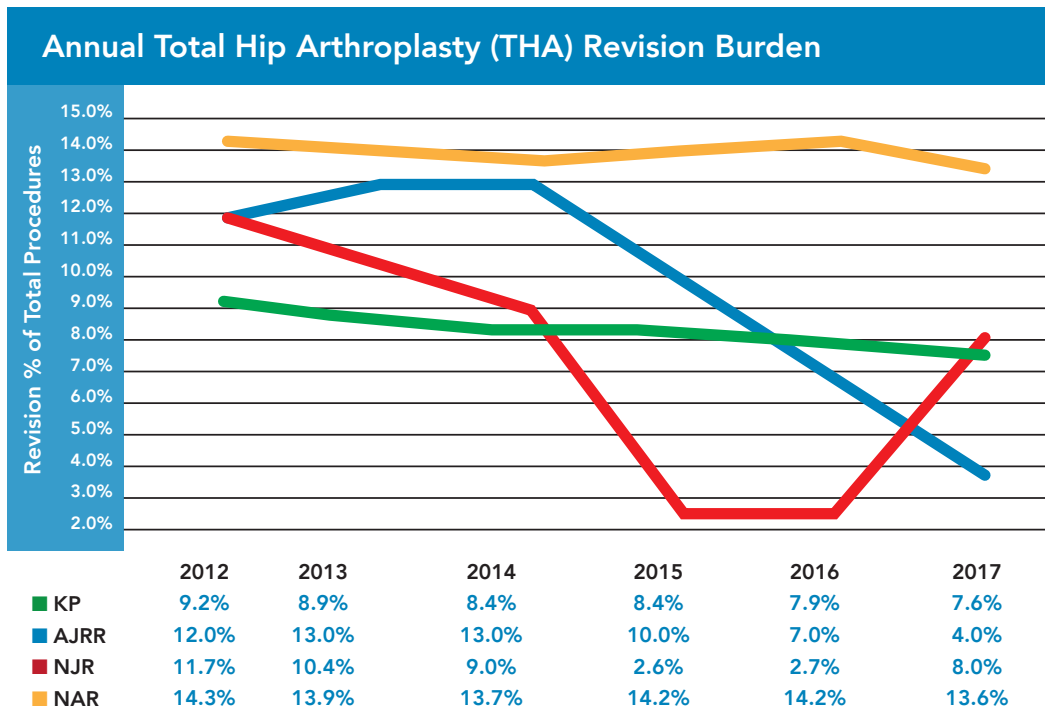
	Established	Current Period	Primary Cases	Revision Cases	Age	Female %	10 yr. Survival % (CI)
Kaiser Permanente	2001	2018	11,877	914	Mean: 66.2 Male: 64.7, Female: 67.3	57.9	95.2 (94.7-95.6)
AJRR	2012	2012-2017	374,873	37,672	Mean: 65.5 (2017)	55.5	Not Reported
Australia	1999	2017	32,155	3,140	86.3	54.3	93.5 (93.4-93.7)
United Kingdom	2003	2015-2017	272,496	23,846	Mean: 68.0 Median: 69 (IQR 61-76)	59.8	95.0 (94.9-95.1)
Sweden	1979	2017	18,140	2,242	Mean: Male: 67.5, Female: 70.1	57.0	95.8 (95.6-95.9)
Norway	1987	2018	9,553	1,422	Mean: 68.9 Male: 67.0, Female: 69.8	66.7	93.7 (93.5-93.9)

Total Joint Replacement Registry

Total Knee Replacement KP Compared To Benchmarks

	Established	Current Period	Primary Cases	Revision Cases	Age	Female %	10 yr. Survival % (CI)
Kaiser Permanente	2001	2018	21,104	1,138	Mean: 67.5 Male: 67.2, Female: 67.7	60.6	95.8 (95.7-95.9)
AJRR	2012	2012-2017	650,674	43,693	Mean: 66.8	61.0	Not Reported
Australia	1999	2017	48,040	3,840	89.6% <80yrs	56.7	94.7 (94.6-94.7)
United Kingdom	2003	2015-2017	303,960	17,304	Mean: 68.9 Median: 69 (IQR 63-76)	56.8	95.6 (95.6-95.7)
Sweden	1974	2017	14,957	731	Mean: Male: 67.5, Female: 70.1	57.0	95.5 (95.4-95.6)
Norway	1994	2018	6,905	648	Mean: 68.2 Male: 67.9, Female: 68.4	62.5	94.3 (93.9-94.7)

Total Joint Replacement Registry



Registries:

KP: Kaiser Permanente Implant Registries
 AJRR: American Joint Replacement Registry
 NJR: National Joint Registry, UK
 NAR: Norwegian Arthroplasty Register

Implant Registries Staff

Management Team

Liz Paxton, PhD, MA	Director
Jessica Harris, MS, RD	Manager
Kenneth Sucher, MS	Manager

Administrative Team

Raffaella Cowell	Staff Specialist
Donna Leck	Research Administrative Analyst

Biostatisticians/Research Scientists

Priscilla Chan, MS	Biostatistician III
Heather Prentice, PhD, MPH	Research Scientist Investigator
Kathryn Royse, PhD, MSPH, MPH	Research Scientist Investigator

Database Administrators

Kim Phan, BA	Lead Systems Administrator
Buu Truong, BS, MIS	Senior Application Programmer/Analyst

Data Consultants/Programmers

Yuxin (Cindy) Chen, BS	Senior Data Consultant
Eric Chiu, PhD	Data Consultant
Tomy Huon, BS	Programmer III
Hong (Maggie) Sun, MS	Programmer II
Michael Reyes, BS	Programmer II
Craig Salman, BS	Programmer II

Data Quality

Chelsea Reyes	Data Quality Project Manager
---------------	------------------------------

Project Managers

William Burfeind, MAS	Project Manager III
Brian Fasig, PhD	Project Manager III

Research Associates

Janine Cruz, BA	Research Associate II
Tia Mullane, BA	Research Associate II
Juan Ruiz	Research Associate II
Nicole Caballero, BS	Research Associate II
Scott Thomas, BS	Research Associate II

Publications

Anterior Cruciate Ligament Reconstruction

2018

Prentice HA, Lind M, Mouton C, Persson A, Magnusson H, Gabr A, Seil R, Engebretsen L, Samuelsson K, Karlsson J, Forssblad M, Haddad FS, Spalding T, Funahashi TT, Paxton LW, Maletis GB. (2018). "Patient Demographic and Surgical Characteristics in Anterior Cruciate Ligament Reconstruction: A Description of Registries from Six Countries." *Br J Sports Med*, 52(11): 716-22.

Maletis G, Inacio M, Love R, Cafri G, Funahashi T. (2018). "Increased Risk of ACL Revision with Soft Tissue Allografts: Response." *Am J Sports Med*, 46(4).

Tejwani SG, Prentice HA, Wyatt RWB, Maletis GB. (2018). "Femoral Tunnel Drilling Method: Risk of Reoperation and Revision After Anterior Cruciate Ligament Reconstruction." *Am J Sports Med*, 46(14): 3378-84.

2017

Maletis GB, Chen J, Inacio MCS, Love RM, Funahashi TT. (2017). "Increased Risk of Revision After Anterior Cruciate Ligament Reconstruction with Soft Tissue Allografts Compared with Autografts." *Am J Sports Med*, 45(8): 1837-44.

Arianjam A, Inacio MCS, Funahashi TT, Maletis GB. (2017) "Analysis of 2019 Patients Undergoing Revision Anterior Cruciate Ligament Reconstruction from a Community-Based Registry." *Am J Sports Med*, 45(7): 1574-80.

Davis BR, Chen J, Inacio MCS, Love R, Prentice HA, Maletis GB. (2017) "The Incidence of Subsequent Meniscal Surgery is Higher in the Anterior Cruciate Ligament-Reconstructed Knee Than in the Contralateral Knee." *Am J Sports Med*, 45(14): 3216-22.

Maletis GB, Chen J, Inacio MCS, Love RM, Funahashi TT. (2017). "Increased Risk of Revision After Anterior Cruciate Ligament Reconstruction with Bone-Patellar Tendon-Bone Allografts Compared with Autografts." *Am J Sports Med*, 45(6): 1333-40.

Wyatt RWB, Inacio MCS, Bellevue KD, Schepps AL, Maletis GB. (2017) "Isolated ACL Versus Multiple Knee Ligament Injury: Associations with Patient Characteristics, Cartilage Status, and Meniscal Tears Identified During ACL Reconstruction". *Phys Sportsmed*, 45(3): 323-8.

Yu A, Prentice HA, Burfeind WE, Funahashi T, Maletis GB. (2017). "Risk of Infection After Allograft Anterior Cruciate Ligament Reconstruction: Are Nonprocessed Allografts More Likely to Get Infected? A Cohort Study of Over 10,000 Allografts." *Am J Sports Med*, 46 (4): 846-51.

2016

Nelson I, Chen J, Love R, Davis B, Maletis G, Funahashi T. (2016). "A Comparison of Revision and Rupture Rates of ACL Reconstruction Between Autografts and Allografts in the Skeletally Immature." *Knee Surg Sports Traumatol Arthrosc*, 24(3): 773-9.

Spragg L, Chen J, Mirzayan R, Love R, Maletis G. (2016). "The Effect of Autologous Hamstring Graft Diameter on the Likelihood for Revision of Anterior Cruciate Ligament Reconstruction." *Am J Sports Med*, 44(6): 1475-81.

Inacio MC, Cafri G, Funahashi T, Maletis G, Paxton E. (2016). "Type and Frequency of Healthcare Encounters Can Predict Poor Surgical Outcomes in Anterior Cruciate Ligament Reconstruction Patients." *International Journal of Medical Informatics*, 90: 32-9.

Tibor L, Chan PH, Funahashi T, Wyatt R, Maletis GB, Inacio MC. (2016). "Surgical Technique Trends in Primary ACL Reconstruction from 2007 to 2014." *J Bone Joint Surg Am*, 13(98): 1079-89.

2015

Inacio MC, Chen Y, Maletis GB, Ake CF, Fithian DC, Granan LP. (2015). "Injury Pathology at the Time of Anterior Cruciate Ligament Reconstruction Associations with Self-Assessment of Knee Function." *Clin J Sport Med*, 24(6): 461-7.

Publications

Anterior Cruciate Ligament Reconstruction

continued

Maletis GB, Chen J, Inacio MC, Fundahashi TT. (2015). "Age-Related Risk Factors for Revision Anterior Cruciate Ligament Reconstruction: A Cohort Study of 21,304 Patients from the Kaiser Permanente Anterior Cruciate Ligament Registry." *Am J Sports Med*, 44(2): 331-6.

Navarro RA, Inacio MC, Maletis GB. (2015). "Does Racial Variation Influence Preoperative Characteristics and Intraoperative Findings in Patients Undergoing Anterior Cruciate Ligament Reconstruction?" *Am J Sports Med*, 43(12): 2959-65.

Tejwani SG, Chen J, Funahashi TT, Maletis GB, Love R. (2015). "Revision Risk After Allograft Anterior Cruciate Ligament Reconstruction: Association with Graft Processing Techniques, Patient Characteristics, and Graft Type." *Am J Sports Med*, 43(11): 2696-705.

2014

Bojcic JL, Sue VM, Huon TS, Maletis GB, Inacio MC. (2014). "Comparison of Paper and Electronic Surveys for Measuring Patient-Reported Outcomes After Anterior Cruciate Ligament Reconstruction." *Perm J*, 18(3): 22-6.

Funahashi KM, Moksnes H, Maletis GB, Csintalan RP, Inacio MC, Funahashi TT. (2014). "Anterior Cruciate Ligament Injuries in Adolescents with Open Physes: Effect Of Recurrent Injury and Surgical Delay On Meniscal and Cartilage Injuries." *Am J Sports Med*, 42(5): 1068-73.

Granán LP, Baste V, Engebretsen L, Inacio MC. (2014). "Associations Between Inadequate Knee Function Detected by KOOS and Prospective Graft Failure in an Anterior Cruciate Ligament-Reconstructed Knee." *Knee Surg Sports Traumatol Arthrosc*, 23(4): 1135-40.

Maletis GB, Inacio MC, Funahashi TT. (2014). "Risk Factors Associated with Revision and Contralateral Anterior Cruciate Ligament Reconstructions in the Kaiser Permanente ACLR Registry." *Am J Sports Med*, 43(3): 641-7.

Wyatt RW, Inacio MC, Liddle KD, Maletis GB. (2014). "Prevalence and Incidence of Cartilage Injuries and Meniscus Tears in Patients Who Underwent Both Primary and Revision Anterior Cruciate Ligament Reconstructions." *Am J Sports Med*, 42(8): 1841-6.

2013

Csintalan R, Inacio MC, Funahashi T, Maletis GB. (2013). "Risk Factors of Subsequent Operations After Primary Anterior Cruciate Ligament Reconstruction." *Am J Sports Med*, 42(3): 619-25.

Granán L, Inacio M, Maletis G, Funahashi T, Engebretsen L. (2013). "Sport Specific Injury Pattern Recorded During Anterior Cruciate Ligament Reconstruction." *Am J Sports Med*, 41(12): 2814-8.

Maletis GB, Inacio M, Reynolds S, Desmond J, Maletis M, Funahashi T. (2013). "Incidence of Postoperative Anterior Cruciate Ligament Reconstruction Infections: Graft Choice Makes a Difference." *Am J Sports Med*, 41(8): 1780-5.

Maletis GB, Inacio MC, Desmond JL, Funahashi TT. (2013). "Reconstruction of the Anterior Cruciate Ligament: Association of Graft Choice with Increased Risk of Early Revision." *Bone Joint J*, 95-B (5): 623-8.

Maletis GB, Inacio MC, Funahashi TT. (2013). "Analysis of 16,192 Anterior Cruciate Ligament Reconstructions from a Community-Based Registry." *Am J Sports Med*, 41(9): 2090-8.

Paxton E, Inacio M, Maletis G, Desmond J, Funahashi T. (2013). "What Have We Learned from the Kaiser Permanente Anterior Cruciate Ligament Reconstruction Registry (KP ACLRR)." *The ACL-Deficient Knee*, 3-10 (Springer-Verlag) 3-10.

Wyatt RWB, Inacio MC, Liddle KD, Maletis GB. (2013). "Factors Associated with Meniscus Repair in Patients Undergoing Anterior Cruciate Ligament Reconstruction." *Am J Sports Med*, 41(12): 2766-71.

Publications

Anterior Cruciate Ligament Reconstruction

continued

2012

Csintalan RP, Inacio MCS, Desmond JL, Funahashi TT. (2012). "Anterior Cruciate Ligament Reconstruction in Patients with Open Physes: Early Outcomes." *J Knee Surg*, 26(4): 225-32.

Granán LP, Inacio MC, Maletis GB, Funahashi TT, Engebretsen L. (2012). "Intraoperative Findings and Procedures in Culturally and Geographically Different Patient and Surgeon Populations." *Acta Orthopaedica*, 83(6): 577-82.

Inacio M, Maletis G, Paxton E, Granán L, Csintalan R, Fithian D, Funahashi T. (2012). "Patient and Surgeon Characteristics Associated with Primary Anterior Cruciate Ligament Reconstruction Graft Selection." *Am J Sports Med*, 40(2): 339-45.

2011

Chhadia A, Inacio M, Maletis G, Csintalan R, Davis B, Funahashi T. (2011). "Are Meniscus and Cartilage Injury Related to Time to Anterior Cruciate Ligament Reconstruction?" *Am J Sports Med*, 39(9): 1894-9.

Maletis G, Granán LP, Inacio M, Funahashi T, Engebretsen L. (2011). "Comparison of a Community Based Anterior Cruciate Ligament Reconstruction Registry in the United States and Norway." *J Bone Joint Surg Am*, 93(Supplement 3): 31-6.

2009

Mehta VM, Paxton EW, Fithian DC. (2009). "Does the Use of Fluoroscopy and Isometry During Anterior Cruciate Ligament Reconstruction Affect Surgical Decision Making?" *Clin J Sport Med*, 19(1): 46-8.

2008

Csintalan RP, Inacio MC, Funahashi TT, Csintalan RP, Inacio MCS, Funahashi TT. (2008). "Incidence Rate of Anterior Cruciate Ligament Reconstructions." *Perm J*, 12(3): 17-21.

Mehta VM, Young EP, Paxton EW, Fithian DC. (2008). "The Effect of Ketorolac on Anteroposterior Knee Laxity After Anterior Cruciate Ligament Reconstruction." *Orthopedics*, 31(6): 538-40.

Crain EH, Fithian DC. (2008). "Variation in Anterior." 138th Annual Meeting of the American Public Health Association Meeting and Expo, 12(1): 12.

2007

Mehta VM, Paxton LW, Fornalski SX, Csintalan RP, Fithian DC. (2007). "Reliability of the International Knee Documentation Committee Radiographic Grading System." *Am J Sports Med*, 35(6): 933-5.

2005

Crain EH, Fithian DC, Paxton EW, Luetzow WF. (2005). "Variation in Anterior Cruciate Ligament Scar Pattern: Does the Scar Pattern Affect Anterior Laxity in Anterior Cruciate Ligament-Deficient Knees?" *J Arthroplasty*, 21(1): 19-24.

Fithian DC, Paxton EW, Stone ML, Luetzow WF, Csintalan RP, Phelan D, Daniel DM. (2005). "Prospective Trial of a Treatment Algorithm for the Management of the Anterior Cruciate Ligament-Injured Knee." *Am J Sports Med*, 33(3): 335-46.

Theodorou D TS, Fithian D, Paxton E, Garelick D, Resnick D. (2005). "Posterolateral Complex Knee Injuries: MRI with Surgical Correlation." *Acta Radiol*, 46(3): 297-305.

Publications

Anterior Cruciate Ligament Reconstruction

continued

2003

Ohara W, Paxton E, Fithian C. (2003). "Epidemiology of Knee Ligament Injuries." Pedowitz, Robert A., O'Connor, John J., and Akeson. "Wayne H. Daniel's Knee Injuries: Ligament and Cartilage Structure, Function, Injury, and Repair" (2nd edition): 311-44.

Paxton EW, Fithian DC, Stone ML, Silva P. (2003). "The Reliability and Validity of Knee-Specific and General Health Instruments in Assessing Acute Patellar Dislocation Outcomes." *Am J Sports Med*, 31(4): 487-92.

2002

Fithian D, Paxton E, Goltz D. (2002). "Fate of the Anterior Cruciate Ligament-Injured Knee." *Orthop Clin North Am*, 33(4): 621-36.

Cardiac Device

2016

Gupta N, Kiley ML, Anthony F, Young C, Brar S. (2016). "Multi-Center, Community-Based Cardiac Implantable Electronic Devices Registry: Population, Device Utilization, and Outcomes." *J Am Heart Assoc*, 4(3): 1-9.

2015

Krishnaswami A, Kiley M, Anthony F, Chen Y, Chen J, Rajagopal S, Liu T, Young C, Paxton E. (2015). "Effect of Advancing Age and Multiple Chronic Conditions on Mortality in Patients with End-Stage Renal Disease After Implantable Cardioverter-Defibrillator Placement." *Perm J*, 20(1): 27-32.

Endovascular Stent Graft

2018

Hye RJ, Janaricus AU, Chan PH, Cafri G, Chang RW, Rehring TF, Nelken NA, Hill BB. (2018). "Survival and Re-intervention Risk by Patient Age and Preoperative Abdominal Aortic Aneurysm (AAA) Diameter Following Endovascular Aneurysm Repair (EVAR)." *Annals of Vascular Surgery*, 54 (215-25).

2015

Hye RJ, Inui TS, Anthony FF, Kiley ML, Chang RW, Rehring TF, Nelken NA, Hill BB. (2015). "A Multiregional Registry Experience Using an Electronic Medical Record to Optimize Data Capture for Longitudinal Outcomes in Endovascular Abdominal Aortic Aneurysm Repair." *J Vasc Surg*, 61(5): 1160-7.

Heart Valve Replacement

2013

Chen JC, Pfeffer T, Johnstone S, Chen Y, Kiley M-L, Richter R, Lee H. (2013). "Analysis of Mitral Valve Replacement Outcomes is Enhanced by Meaningful Clinical Use of Electronic Health Records." *Perm J*, 17(2): 12-6.

Hip Fracture

2018

Qiu C, Chan PH, Zohman GL, Prentice HA, Hunt JJ, LaPlace DC, Nguyen VT, Diekmann GR, Maletis GB, Desai V. (2018). "Impact on Anesthesia on Hospital Mortality and Morbidities in Geriatric Patients Following Emergency Hip Fracture Surgery." *J Orthop Trauma*, 32(3): 116-23.

Publications

Hip Fracture

continued

Desai V, Chan PH, Prentice HA, Zohman GL, Diekmann GR, Maletis GB, Fasig BH, Diaz D, Chung E, Qiu C. (2018). "Is Anesthesia Technique Associated with a Higher Risk of Mortality or Complications Within 90 Days of Surgery for Geriatric Patients with Hip Fractures?" *Clin Orthop Relat Res*, 476(6): 1178-88.

Okike K, Chan PH, Prentice HA, Paxton EW, Navarro RA. (2018). "Association Between Race and Ethnicity and Hip Fracture Outcomes in a Universally Insured Population." *J Bone Joint Surg Am*, 100(13): 1126-31.

2017

Prentice HA, Paxton EW, Hunt JJ, Grimsrud CD, Weiss JM. (2017). "Pediatric Hip Fractures in California: Results from a Community-Based Hip Fracture Registry." *Perm J*, 21(16): 44-7.

Okike K, Chan PH, Paxton EW. (2017). "Effect of Surgeon and Hospital Volume on Morbidity and Mortality After Hip Fracture." *J Bone Joint Surg Am*, 99(18): 1547-53.

2016

Brox T, Chan PH, Cafri G, Inacio MC. (2016). "Similar Mortality with General or Regional Anesthesia in Elderly Hip Fracture Patients." *Acta Orthopaedica*, 87(2): 152-7.

2015

Inacio MC, Weiss JM, Miric A, Hunt JJ, Zohman GL, Paxton EW. (2015). "Community-Based Hip Fracture Registry: Population, Methods, and Outcomes." *Perm J*, 19(3): 29-36.

Shoulder Arthroplasty

2018

Rao AG, Chan PH, Prentice HA, Paxton EW, Navarro RA, Dillon MT, Singh A. (2018). "Risk Factors for Postoperative Opioid Use After Elective Shoulder Arthroplasty." *J Shoulder Elbow Surg*, 27(11): 1960-8.

2017

Anakwenze O, Fokin A, Chocas M, Dillon MT, Navarro RA, Yian EH, Singh A. (2017). "Complications in Total Shoulder and Reverse Total Shoulder Arthroplasty by Body Mass Index." *J Shoulder Elbow Surg*, 26(7): 1230-7.

Anakwenze O, Yehyaw T, Dillon MT, Paxton E, Navarro RA, Singh A. (2017). "Effect of Age on Outcomes of Shoulder Arthroplasty." *Perm J*, 21: 16-056.

Dillon MT, Chan PH, Inacio MCS, Singh A, Yian EH, Navarro RA. (2017). "Yearly Trends in Elective Shoulder Arthroplasty 2005-2013." *Arthritis Care (Hoboken)*, 69(10): 1574-81.

Paxton EW, Prentice HA, Inacio MCS, Dillon MT, Page RS, Rasmussen JV, Salomonsson B, de Steiger R, Navarro RA. (2017). "Are We Throwing the Baby Out with the Bath Water?" *J Shoulder Elbow Surg*, 26(5): 137-9.

2016

Singh A, Padilla M, Nyberg E, Chocas M, Anakwenze O, Mirzayan R, Yian E, Navarro RA. (2016). "Cement Technique Correlates with Tuberosity Healing in Hemiarthroplasty for Proximal Humeral Fracture." *J Shoulder Elbow Surg*, 26(3): 437-42.

Publications

Shoulder Arthroplasty

continued

2015

Dillon MT, Ake CF, Burke MF, Singh A, Yian EH, Paxton EW, Navarro RA. (2015). "The Kaiser Permanente Shoulder Arthroplasty Registry." *Acta Orthopaedica*, 86(3): 286-92.

Yian EH, Dillon M, Sodl J, Dionysian E, Navarro R, Singh A. (2015). "Incidence of Symptomatic Compressive Peripheral Neuropathy After Shoulder Replacement." *Hand*, 10(2): 243-7.

2014

Inacio MC, Dillon MT, Miric A, Anthony FH, Navarro RA, Paxton EW. (2014). "Mortality After Shoulder Arthroplasty." *J Arthroplasty*, 29(9): 1823-26.

Page RS, Navarro RA, Salomonsson B. (2014). "Establishing an International Shoulder Arthroplasty Consortium." *J Shoulder Elbow Surg*, 23(8): 1081-2.

Richards J, Inacio MC, Beckett M, Navarro RA, Singh A, Dillon MT, Sodl JF, Yian EH. (2014). "Patient and Procedure-Specific Risk Factors for Deep Infection After Primary Shoulder Arthroplasty." *Clin Orthop Relat Res*, 472(9): 2809-15.

Singh A, Yian E, Dillon M, Burke M, Takayanagi M, Navarro R. (2014). "The Effect of Surgical Volume on Shoulder Arthroplasty Quality Metrics." *J Shoulder Elbow Surg*, 23(8): 1187-94.

2013

Dillon MT, Inacio MC, Burke MF, Navarro RA, Yian EH. (2013). "Shoulder Arthroplasty in Patients 59 Years of Age and Younger." *J Shoulder Elbow Surg*, 22(10): 1338-44.

Navarro RA, Inacio MC, Burke MF, Costouros JG, Yian EH. (2013). "Risk of Thromboembolism in Shoulder Arthroplasty: Effect of Implant Type and Traumatic Indication." *Clin Orthop Relat Res*, 471(5): 1576-81.

2007

Sachs RA, Lin D, Stone ML, Paxton E, Kuney M. (2007). "Can the Need for Future Surgery for Acute Traumatic Anterior Shoulder Dislocation Be Predicted?" *J Bone Joint Surg Am*, 89(8): 1665-74.

2005

Sachs RA, Williams B, Stone ML, Paxton L, Kuney M. (2005). "Open Bankart Repair: Correlation of Results with Postoperative Subscapularis Function." *Am J Sports Med*, 33(10): 1458-62.

2003

Green LB, Pietrobon R, Paxton E, Higgins LD, Fithian D. (2003). "Sources of Variation in Readmission Rates, Length of Stay, and Operative Time Associated with Rotator Cuff Surgery." *J Bone Joint Surg Am*, 85-A (9): 1784-9.

Spine Surgery

2018

Guppy KH, Lee DJ, Harris J, Brara HS. (2018). "Reoperation for Symptomatic Nonunions in Atlantoaxial (C1-C2) Fusions with and without Bone Morphogenetic Protein (BMP): A Cohort of 108 Patients with > 2-Year Follow-up." *World Neurosurgery*, 121 E458-E466.

2017

Akins PT, Inacio MCS, Bernbeck JA, Harris J, Chen YX, Prentice HA, Guppy KH. (2017). "Do Obese and Extremely Obese Patients Lose Weight After Lumbar Spine Fusions? Analysis of a Cohort of 7303 Patients from the Kaiser National Spine Registry." *Spine (Phila Pa 1976)*, 43(1): 22-7.

Publications

Spine Surgery

continued

Bains R, Mitsunaga L, Kardile M, Chen Y, Guppy K, Harris J, Paxton E. (2017). "Bone Morphogenetic Protein (BMP-2) Usage and Cancer Correlation: An Analysis of 10,416 Spine Fusion Patients from a Multi-Center Spine Registry." *J Clinical Neuroscience*, 43: 214-9.

Bains RS, Kardile M, Mitsunaga L, Chen Y, Harris J, Paxton E, Majid K. (2017). "Does Chronic Kidney Disease Affect the Mortality Rate in Patients Undergoing Spine Surgery?" *J Clinical Neuroscience*, 43: 208-13.

Flippin M, Harris J, Paxton EW, Prentice HA, Fithian DC, Ward SR, Gombatto SP. (2017). "Effect of Body Mass Index on Patient Outcomes of Surgical Intervention for the Lumbar Spine." *J Spine Surg*, 3(3): 349-57.

2016

Guppy KH, Brara HS, Bernbeck JA. (2016). "Occipitocervical Fusions in Elderly Patients: Mortality and Reoperation Rates from a National Spine Registry." *World Neurosurgery*, 86: 161-7.

Guppy KH, Harris J, Chen J, Paxton EW, Alvarez JL, Bernbeck JA. (2016). "Reoperation Rates for Symptomatic Nonunions in Posterior Cervical (Subaxial) Fusions with and without Bone Morphogenetic Protein in a Cohort of 1158 Patients." *J Neurosurg Spine*, 24(4): 556-64.

Guppy KH, Harris J, Chen J, Paxton EW, Bernbeck JA. (2016). "Reoperation Rates for Symptomatic Nonunions in Posterior Cervicothoracic Fusions with and without Bone Morphogenetic Protein in a Cohort of 450 Patients." *J Neurosurg Spine*, 25(3): 309-17.

2015

Akins P, Harris J, Alvarez J, Chen Y, Paxton E, Bernbeck J, Guppy K. (2015). "Risk Factors Associated With 30-day Readmissions After Instrumented Spine Surgery in 14,939 Patients: 30-day Readmissions After

Instrumented Spine Surgery." *Spine (Phila Pa 1976)*, 40(13): 1022-32.

Guppy KH, Harris J, Paxton LW, Alvarez JL, Bernbeck JA. (2015). "Reoperation Rates for Symptomatic Nonunions in Anterior Cervical Fusions from a National Spine Registry." *Spine*, 40(20): 1632-7.

2014

Guppy K, Paxton E, Harris J, Alvarez J, Bernbeck J. (2014). "Does Bone Morphogenetic Protein Change the Operative Nonunion Rates in Spine Fusions?" *Spine (Phila Pa 1976)*, 39(22): 1831-9.

Total Joint Replacement

2018

Namba RS, Inacio MCS, Pratt NL, Graves SE, Roughead EE, Paxton EW. (2018). "Persistent Opioid Use Following Total Knee Arthroplasty: A Signal for Close Surveillance." *J Arthroplasty*, 33(2): 331-6.

Kelly MP, Prentice HA, Wang W, Fasig BH, Sheth DS, Paxton EW. (2018). "Reasons for Ninety-Day Emergency Visits and Readmissions After Elective Total Joint Arthroplasty: Results from a US Integrated Healthcare System." *J Arthroplasty*, 33(7): 2075-81.

Namba RS, Paxton EW, Inacio MC. (2018). "Opioid Prescribers to Total Joint Arthroplasty Patients Before and After Surgery: The Majority Are Not Orthopedists." *J Arthroplasty*, 33(10): 3118-24.

Namba RS, Singh A, Paxton EW, Inacio MCS. (2018). "Patient Factors Associated with Prolonged Postoperative Opioid Use After Total Knee Arthroplasty." *J Arthroplasty*, 33: 2449-54.

Dowsey MM, Choong PFM, Paxton EW, Spelman T, Namba RS, Inacio MCS. (2018). "Body Mass Index Is Associated with All-Cause Mortality After THA and TKA." *Clin Orthop Relat Res*, 476(6): 1139-48.

Publications

Total Joint Replacement

continued

Paxton EW, Mohaddes M, Laaksonen I, Lorimer M, Graves SE, Malcahu H, Namba RS, Karrholm J, Rolfson O, Cafri G. (2018). "Meta-Analysis of Individual Registry Results Enhances International Registry Collaboration." *Acta Orthopaedica*, 89(4): 369-73.

2017

Bini SA, Cafri G, Khatod M. (2017). "Midterm-Adjusted Survival Comparing the Best Performing Unicompartamental and Total Knee Arthroplasties in a Registry." *J Arthroplasty*, 32: 3352-5.

Cafri G, Paxton EW, Chen Y, Cheetham CT, Gould MK, Sluggett J, Bini SA, Khatod M. (2017). "Comparative Effectiveness and Safety of Drug Prophylaxis for Prevention of Venous Thromboembolism after Total Knee Arthroplasty." *J Arthroplasty*, 32(11): 3524-8.

Cafri G, Paxton EW, Love R, Bini SA, Kurtz SM. (2017). "Is There a Difference in Revision Risk Between Metal and Ceramic Heads on Highly Crosslinked Polyethylene Liners?" *Clin Orthop Relat Res*, 475(5): 1349-55.

Inacio MCS, Dillon MT, Miric A, Navarro RA, Paxton EW. (2017). "Mortality After Total Knee and Total Hip Arthroplasty in a Large Integrated Health Care System." *Perm J*, 21: 16-171.

Inacio MCS, Paxton EW, Graves SE, Namba RS, Nemes S. (2017). "Projected Increase in Total Knee Arthroplasty in the United States - An Alternative Projection Model." *Osteoarthritis Cartilage*, 25(11): 1797-803.

Singh JA, Chen J, Inacio MCS, Namba RS, Paxton EW. (2017). "An Underlying Diagnosis of Osteonecrosis of Bone is Associated with Worse Outcomes Than Osteoarthritis After Total Hip Arthroplasty." *BMC Musculoskelet Disord*, 18(8): 1-9.

2016

Namba RS, Inacio MC, Pratt NL, Graves SE, Roughead EE, Cheetham CT, Paxton EW. (2016). "Postoperative Opioid Use as an Early Indication of Total Hip Arthroplasty Failure." *Acta Orthopaedica*, 87: 37-43.

Paxton EW, Torres A, Love RM, Barber TC, Sheth DS, Inacio MC. (2016). "Total Joint Replacement: A Multiple Risk Factor Analysis of Physical Activity Level 1-2 Years Postoperatively." *Acta Orthopaedica*, 87(1): 44-9.

Sheth DS, Cafri G, Paxton EW, Namba RS. (2016). "Bilateral Simultaneous vs. Staged Total Knee Arthroplasty: A Comparison of Complications and Mortality." *J Arthroplasty*, 31(9): 212-6.

Inacio MC, Pratt NL, Roughead EE, Paxton EW, Graves SE. (2016). "Opioid Use After Total Hip Arthroplasty Surgery is Associated with Revision Surgery." *BMC Musculoskelet Disorders*, 17(122): 1-9.

2015

Bini SA, Chan PH, Inacio MC, Paxton EW, Khatod M. (2015). "Antibiotic Cement Was Associated with Half the Risk of Re-Revision in 1,154 Aseptic Revision Total Knee Arthroplasties." *Acta Orthopaedica*, 87(1): 55-9.

Khatod M, Cafri G, Inacio M, Schepps A, Paxton EW, Bini S. (2015). "Revision Total Hip Arthroplasty: Factors Associated with Re-Revision Surgery." *J Bone Joint Surg Am*, 97(5): 359-6.

Khatod M, Inacio MC, Dell RM, Bini SA, Paxton EW, Namba RS. (2015). "Association of Bisphosphonate Use and Risk of Revision After THA: Outcomes from a US Total Joint Replacement Registry." *Clin Orthop Relat Res*, 473(11): 3412-20.

Publications

Total Joint Replacement

continued

Miric A, Inacio MC, Kelly MP, Namba RS. (2015). "Are Nonagenarians Too Old for Total Hip Arthroplasty? An Evaluation of Morbidity and Mortality Within a Total Joint Replacement Registry." *J Arthroplasty*, 30(8): 1324-7.

Namba RS, Inacio MC, Cheetham TC, Paxton EW, Khatod M. (2015). "Lower Total Knee Arthroplasty Revision Risk Associated with Bisphosphonate Use, Even in Patients with Normal Bone Density." *J Arthroplasty*, 31(2): 537-41.

Paxton EW, Inacio MC, Khatod M, Yue E, Funahashi T, Barber T. (2015). "Risk Calculators Predict Failures of Knee and Hip Arthroplasties: Findings from a Large Health Maintenance Organization." *Clin Orthop Relat Res*, 473(12): 3965-73.

Paxton EW, Inacio MC, Kurtz S, Love R, Cafri G, Namba RS. (2015). "Is There a Difference in Total Knee Arthroplasty Risk of Revision in Highly Crosslinked Versus Conventional Polyethylene?" *Clin Orthop Relat Res*, 473(3): 999-1008.

Paxton EW, Inacio MC, Namba RS, Love R, Kurtz SM. (2015). "Metal-on-conventional Polyethylene Total Hip Arthroplasty Bearing Surfaces Have a Higher Risk of Revision Than Metal-on-highly Crosslinked Polyethylene: Results from a US Registry." *Clin Orthop Relat Res*, 473(3): 1011-21.

Paxton EW, Inacio MC, Singh JA, Love R, Bini SA, Namba RS. (2015). "Are There Modifiable Risk Factors for Hospital Readmission After Total Hip Arthroplasty in a US Healthcare System?" *Clin Orthop Relat Res*, 473(11): 3446-55.

Sheth D, Cafri G, Inacio MC, Paxton E, Namba R. (2015). "Anterior and Anterolateral Approaches for THA Are Associated with Lower Dislocation Risk Without Higher Revision Risk." *Clin Orthop Relat Res*, 473(11): 3401-8.

2014

Allepuz A, Havelin L, Barber T, Sedrakyan A, Graves S, Bordini B, Hoeffel D, Cafri G, Paxton E. (2014). "Effect of Femoral Head Size on Metal-on-HXLPE Hip Arthroplasty Outcome in a Combined Analysis of Six National and Regional Registries." *J Bone Joint Surg Am*, 96(1): 12-8.

Banerjee S, Cafri G, Isaacs AJ, Graves S, Paxton E, Marinac-Dabic D, Sedrakyan A. (2014). "A Distributed Health Data Network Analysis of Survival Outcomes." *J Bone Joint Surg Am*, 96(1): 7-11.

Bini SA, Inacio MC, Cafri G. (2014). "Two-Day Length of Stay is Not Inferior to 3 Days in Total Knee Arthroplasty with Regards to 30-Day Readmissions." *J Arthroplasty*, 30(5): 733-8.

Comfort T, et al. (2014). "International Comparative Evaluation of Fixed-bearing Non-Posterior-Stabilized and Posterior-Stabilized Total Knee Replacements." *J Bone Joint Surg Am*, 96(1): 65-72.

Furnes O, Paxton E, Cafri G, Graves S, Bordini B.; Comfort T, Rivas MC, Banerjee S, Sedrakyan A. (2014). "Distributed Analysis of Hip Implants Using Six National and Regional Registries: Comparing Metal-on-Metal with Metal-on-Highly Cross-Linked Polyethylene Bearings in Cementless Total Hip Arthroplasty in Young Patients." *J Bone Joint Surg Am*, 96(1): 25- 33.

Graves S, et al. (2014). "International Comparative Evaluation of Knee Replacement with Fixed or Mobile-Bearing Posterior-Stabilized Prostheses." *J Bone Joint Surg Am*, 96(1): 59-64.

Inacio MC, Kritz-Silverstein D, Raman R, Macera CA, Nichols JF, Shaffer RA, Fithian DC. (2014). "The Risk of Surgical Site Infection and Re-Admission in Obese Patients Undergoing Total Joint Replacement Who Lose Weight Before Surgery and Keep It Off Post-Operatively." *Bone Joint J*, 96-B (5): 629-35.

Publications

Total Joint Replacement

continued

Inacio MCS, Paxton EW, Fisher D, Li R, Barber T, Singh J. (2014). "Bariatric Surgery Prior to Total Joint Arthroplasty May Not Provide Dramatic Improvements in Post-Arthroplasty Surgical Outcomes." *J Arthroplasty*, 29(7): 1359-64.

Inacio MCS, Silverstein DK, Raman R, Macera CA, Nichols JF, Shaffer RA, Fithian D. (2014). "Weight Patterns Before and After Total Joint Arthroplasty and Characteristics Associated with Weight Change." *Perm J*, 18(1): 25-31.

Khatod M, Cafri G, Namba RS, Inacio M, Paxton EW. (2014). "Risk Factors for Total Hip Arthroplasty Aseptic Revision." *J Arthroplasty*, 29(7): 1412-7.

Miric A, Inacio M, Namba RS (2014). "The Effect of Chronic Kidney Disease on Total Hip Arthroplasty." *J Arthroplasty*, 29(6): 1225-30.

Miric A, Inacio MC, Kelly MP, Namba RS. (2014). "Can Total Knee Arthroplasty Be Safely Performed Among Nonagenarians? An Evaluation of Morbidity and Mortality Within a Total Joint Replacement Registry." *J Arthroplasty*, 29(8): 1635-8.

Miric A, Inacio MC, Namba RS. (2014). "Can Total Knee Arthroplasty Be Safely Performed in Patients with Chronic Renal Disease?" *Acta Orthopaedica*, 85(1): 71-8.

Namba R, et al. (2014). "International Comparative Evaluation of Knee Replacement with Fixed or Mobile Non-Posterior-Stabilized Implants." *J Bone Joint Surg Am*, 96(1): 52-8.

Namba RS, Inacio MCS, Cafri G. (2014). "Increased Risk of Revision for High Flexion Total Knee Replacement with Thicker Tibial Liners." *Bone Joint J*, 96(2): 217-23

Paxton E, Cafri G, Havelin L, Stea S, Palliso F, Graves S, Hoeffel D, Sedrakyan A. (2014). "Risk of Revision Following Total Hip Arthroplasty: Metal-on-Conventional Polyethylene Compared with Metal-on-

Highly Cross-Linked Polyethylene Bearing Surfaces: International Results from Six Registries." *J Bone Joint Surg Am*, 96(1): 19-24.

Sedrakyan A, Graves S, Bordini B, Pons M, Havelin L, Mehle S, Paxton E, Barber T, Cafri G. (2014). "Comparative Effectiveness of Ceramic-on-Ceramic Implants in Stemmed Hip Replacement: A Multinational Study of Six National and Regional Registries." *J Bone Joint Surg Am*, 96(1): 34-41.

Sedrakyan A, Paxton E, Graves S, Love R, Marinac-Dabic D. (2014). "National and International Postmarket Research and Surveillance Implementation." *J Bone Joint Surg Am*, 96(1): 1-6.

Singh JA, Inacio MC, Namba RS, Paxton EW. (2014). "Rheumatoid Arthritis is Associated with Higher 90-Day Hospital Readmission Rates Compared to Osteoarthritis After Hip or Knee Arthroplasty: A Cohort Study." *Arthritis Care & Research*, 67(5): 718-24.

Stea S, et al. (2014). "Multinational Comprehensive Evaluation of the Fixation Method Used in Hip Replacement: Interaction with Age in Context." *J Bone Joint Surg Am*, 96(1): 42-51.

2013

Adams AL, Paxton EW, Wang JQ, Johnson ES, Bayliss EA, Ferrara A, Nakasato C, Bini SA, Namba RS. (2013). "Surgical Outcomes of Total Knee Replacement According to Diabetes Status and Glycemic Control, 2001 to 2009." *J Bone Joint Surg Am*, 95(6): 481-7.

Bini S, Khatod M, Cafri G, Chen Y, Paxton EW. (2013). "Surgeon, Implant, and Patient Variables May Explain Variability in Early Revision Rates Reported for Unicompartmental Arthroplasty." *J Arthroplasty*, 95(24): 2195-202.

Bini S, Khatod M, Inacio M, Paxton EW. (2013). "Same-Day Versus Staged Bilateral Total Knee Arthroplasty Poses No Increase in Complications in 6672 Primary Procedures." *J Arthroplasty*, 29(4): 694-7.

Publications

Total Joint Replacement

continued

Bini SA, Chen Y, Khatod M, Paxton EW. (2013). "Does Pre-Coating Total Knee Tibial Implants Affect the Risk of Aseptic Revision?" *Bone Joint J*, 95-B (3): 367-70.

Inacio M, Kritz-Silverstein D, Raman R, Macera C, Nichols J, Shaffer R, Fithian D. (2013). "The Impact of Pre-operative Weight Loss on Incidence of Surgical Site Infection and Readmission After Total Joint Arthroplasty." *J Arthroplasty*, 29(3): 458-64.

Inacio MC, Ake CF, Paxton EW, Khatod M, Wang C, Gross TP, Kaczmarek RG, Marinac-Dabic D, Sedrakyan A. (2013). "Sex and Risk of Hip Implant Failure: Assessing Total Hip Arthroplasty Outcomes in the United States." *JAMA Internal Medicine*, 173(6): 435-41.

Inacio MC, Cafri G, Paxton EW, Kurtz SM, Namba RS. (2013). "Alternative Bearings in Total Knee Arthroplasty: Risk of Early Revision Compared to Traditional Bearings." *Acta Orthopaedica*, 84(2): 145-52.

Mohan V, Inacio M, Namba R, Sheth D, Paxton E. (2013). "Monoblock All-Polyethylene Tibial Components Have a Lower Risk of Revision than Metal-Backed Modular Components: An Analysis of 27,657 Primary Total Knee Arthroplasties." *Acta Orthopaedica*, 84(6): 530-6.

Namba R, Inacio MC, Paxton EW. (2013). "Risk Factors Associated with Deep Surgical Site Infections After Primary Total Knee Arthroplasty: An Analysis of 56,216 Knees." *J Bone Joint Surg Am*, 95(9): 775-82.

Namba RS, Cafri G, Khatod M, Inacio MC, Brox TW, Paxton EW. (2013). "Risk Factors for Total Knee Arthroplasty Aseptic Revision." *J Arthroplasty*, 28(8): 122-7.

2012

Inacio MC, Kritz-Silverstein D, Paxton EW, Fithian DC. (2012). "Do Patients Lose Weight After Joint Arthroplasty Surgery? A Systematic Review." *Clin Orthop Relat Res*, 471(1): 291-8.

Khatod M, Inacio M, Bini S. (2012). "Short-Term Outcomes of Unresurfaced Patellas in Total Knee Arthroplasty." *J Knee Surg*, 26(2): 105-8.

Khatod M, Inacio MC, Bini SA, Paxton EW. (2012). "Pulmonary Embolism Prophylaxis in More Than 30,000 Total Knee Arthroplasty Patients: Is There a Best Choice?" *J Arthroplasty*, 27(2): 167-72.

Namba RS, Inacio MC, Paxton EW. (2012). "Risk Factors Associated with Surgical Site Infection in 30,491 Primary Total Hip Replacements." *J Bone Joint Surg Br*, 94(10): 1330-8.

Namba RS, Inacio MCS, Paxton EW, Ake CF, Wang C, Gross TP, Marinac-Dabic D, Sedrakyan A. (2012). "Risk of Revision for Fixed Versus Mobile-Bearing Primary Total Knee Replacements." *J Bone Joint Surg Am*, 94(21): 1929-35.

Paxton E, Ake C, Inacio M, Khatod M, Marinac-Dabic D, Sedrakyan A. (2012). "Evaluation of Total Hip Arthroplasty Devices Using a Total Joint Replacement Registry." *Pharmacoepidemiol Drug Saf*, 21(S2): 53-9.

2011

Inacio MC, Paxton EW, Chen Y, Harris J, Eck E, Barnes S, et al. (2011). "Leveraging Electronic Medical Records for Surveillance of Surgical Site Infection in a Total Joint Replacement Population." *Infect Control Hosp Epidemiol*, 32(4): 351-9.

Khatod M, Inacio M, Bini S, Paxton E. (2011). "Prophylaxis Against Pulmonary Embolism in Patients Undergoing Total Hip Arthroplasty." *J Bone Joint Surg Am*, 93(19): 1767-72.

Namba R, Inacio M, Paxton E, Robertsson O, Grave S. (2011). "The Role of Registry Data in the Evaluation of Mobile Bearing Total Knee Arthroplasty." *J Bone Joint Surg Am*, 93(3): 48-50.

Publications

Total Joint Replacement

continued

Paxton E, Furnes O, Inacio M, Fenstad A, Namba R, Havelin L. (2011). "Comparison of the Norwegian Knee Arthroplasty Register and a United States Arthroplasty Registry." *J Bone Joint Surg Am*, 93(3): 20-30.

Robertsson O, Mendenhall S, Paxton E, Inacio M, Graves S. (2011). "Challenges in Prosthesis Classification." *J Bone Joint Surg Am*, 93(3): 72-5.

Sedrakyan A, Paxton E, Marinac-Dabic D. (2011). "Stages and Tools for Multinational Collaboration: The Perspective from the Coordinating Center of the International Consortium of Orthopaedic Registries." *J Bone Joint Surg Am*, 93(3): 76-80.

Sedrakyan A, Paxton E, Phillips C, Namba R, Funahashi T, Barber T, Sculco T, Padgett D, Wright T, Marinac-Dabic D. (2011). "The International Consortium of Orthopaedic Registries: Overview and Summary." *J Bone Joint Surg Am*, 93(3): 1-12.

2010

Bini SA, Fithian DC, Paxton LW, Khatod MX, Inacio MC, Namba RS, et al. (2010). "Does Discharge Disposition After Primary Total Joint Arthroplasty Affect Readmission Rates?" *J Arthroplasty*, 25(1): 114-7.

Paxton EW, Inacio MC, Khatod M, Yue EJ, Namba RS. (2010). "Kaiser Permanente National Total Joint Replacement Registry: Aligning Operations with Information Technology." *Clin Orthop Relat Res*, 468(10): 2646-63.

Paxton EW, Namba RS, Maletis GB, Khatod M, Yue EJ, Davies M, et al. (2010). "A Prospective Study of 80,000 Total Joint and 5,000 Anterior Cruciate Ligament Reconstruction Procedures in a Community-Based Registry in the United States." *J Bone Joint Surg Am*, 92(2): 117-32.

2009

Namba RS, Chen Y, Paxton EW, Slipchenko T, Fithian DC. (2009). "Outcomes of Routine Use of Antibiotic-Loaded Cement in Primary Total Knee Arthroplasty." *J Arthroplasty*, 24(6): 44-7.

2008

Khatod M, Inacio M, Paxton EW, Bini SA, Namba RS, Burchette RJ, et al. (2008). "Knee Replacement: Epidemiology, Outcomes, and Trends in Southern California: 17,080 Replacements from 1995 through 2004." *Acta Orthopaedica*, 79(6): 812-9.

Paxton EW, Inacio M, Slipchenko T, Fithian DC. (2008). "The Kaiser Permanente National Total Joint Replacement Registry." *Perm J*, 12(3): 12-6.

2007

Namba RS, Inacio M. (2007). "Early and Late Manipulation Improve Flexion After Total Knee Arthroplasty." *J Arthroplasty*, 22(6): 58-61.

2006

Khatod M, Barber T, Paxton E, Namba R, Fithian D. (2006). "An Analysis of the Risk of Hip Dislocation with a Contemporary Total Joint Registry." *Clin Orthop Relat Res*, 447: 19-23.

2005

Namba RS, Paxton L, Fithian DC, Stone ML. (2005). "Obesity and Perioperative Morbidity in Total Hip and Total Knee Arthroplasty Patients." *J Arthroplasty*, 20(7) (3): 46-50.

Paxton L, Fithian DC. (2005). "Outcome Instruments for Patellofemoral Arthroplasty." *Clin Orthop Relat Res*, 436: 66-70.

Panni AS, Tartarone M, Patricola A, Paxton EW, Fithian DC. (2005). "Long-Term Results of Lateral Retinacular Release." *J Arthroscopy*, 21(5): 526-31.

Publications

Total Joint Replacement

continued

2004

Fithian DC, Paxton EW, Cohen AB. (2004). "Indications in the Treatment of Patellar Instability." *J Knee Surg*, 17(1): 47-56.

Fithian DC, Paxton EW, Post WR, Panni AS. (2004). "Lateral Retinacular Release: A Survey of the International Patellofemoral Study Group." *J Arthroscopy*, 20(5): 463-8.

Fithian DC, Paxton EW, Stone ML, Silva P, Davis DK, Elias DA, White LM. (2004). "Epidemiology and Natural History of Acute Patellar Dislocation." *Am J Sports Med*, 32(5): 1114-21.

2003

Sachs RA, Smith JH, Kuney M, Paxton L. (2003). "Does Anticoagulation Do More Harm Than Good?: A Comparison of Patients Treated Without Prophylaxis and Patients Treated with Low-Dose Warfarin After Total Knee Arthroplasty." *J Arthroplasty*, 18(4): 389-95.

Multi-Registry

2013

Campion TR, Jr, Johnson SB, Paxton EW, Mushlin AI, Sedrakyan A. (2013). "Implementing Unique Device Identification in Electronic Health Record Systems: Organizational, Workflow, and Technological Challenges." *Med Care*, 52(1): 26-31.

Paxton E, Kiley M, Love R, Barber T, Funahashi T, Inacio M. (2013). "Kaiser Permanente Implant Registries Benefit Patient Safety, Quality Improvement, Cost-Effectiveness: Innovation in Patient Safety and Quality at the National Level." *The Joint Commission Journal on Quality and Patient Safety*, 39(6): 246-52.

2012

Paxton E, Inacio M, Kiley M. (2012). "The Kaiser Permanente Implant Registries Effect on Patient Safety, Quality Improvement, Cost Effectiveness, and Research Opportunities." *Perm J*, 16(2): 33-40.

2011

Kiley ML, Paxton E, Maas K. (2011). "Registries Revolutionize Care and Outcomes." *Biomed Instrum Technol*, 45(2): 126-9.

Other Related Research

2018

Cafri G, Wang W, Chan PH, Austin PC. (2018). "A Review and Empirical Comparison of Causal Inference Methods for Clustered Observational Data with Application to the Evaluation of the Effectiveness of Medical Devices." *Statistical Methods in Medical Research*, 28 (10-11): 3142-3162.

Cafri G, Fan J. (2018). "Between-Within Effects in Survival Models with Cross-Classified Clustering: Application to the Evaluation of the Effectiveness of Medical Devices." *Stat Methods Med Res*, 27(1): 312-9.

2017

Cafri G, Li L, Paxton EW, Fan J. (2017). "Predicting Risk for Adverse Health Events Using Random Forest." *Journal of Applied Statistics*, 45(12): 2279-94.

Franklin PD, Chenok KE, Lavalee D, Love R, Paxton L, Segal C, Holve E. (2017). "Framework to Guide the Collection and Use of Patient-Reported Outcome Measures in the Learning Healthcare System." *eGems*, 5(1): 1-17.

Publications

Other Related Research

continued

2016

Inacio MC, Paxton EW, Dillon MT. (2016). "Understanding Orthopaedic Registry Studies: A Comparison with Clinical Studies." *J Bone Joint Surg Am*, 98 (1): 1-7.

Lavallee DC, Chenok KE, Love RM, Patersen C, Holve E, Segal CD, Franklin PD. (2016). "Incorporating Patient-Reported Outcomes into Health Care to Engage Patients And Enhance Care." *Health Aff*, 35(4): 575-82.

2015

Inacio MC, Chen Y, Paxton E, Namba R, Kurtz S, Cafri G. (2015). "Statistics in Brief: An Introduction to the Use of Propensity Scores." *Clin Orthop Relat Res*, 1-5.

2014

Le C, Guppy KH, Axelrod YV, Hawk MW, Silverthorn J, Inacio MC, Akins PT. (2014). "Lower Complication Rates for Cranioplasty With Peri-Operative Bundle." *Clin Neurol Neurosurg*, 120: 41-4.

2013

Csintalan R, Latt L, Fornalski S, Raiszadeh K, Inacio M, Fithian D. (2013). "Medial Patellofemoral Ligament (MPFL) Reconstruction for the Treatment of Patellofemoral Instability." *J Knee Surg*, 27(2): 139-46.

2012

Maletis GB, Inacio MC, Reynolds S, Funahashi TT. (2012). "Incidence of Symptomatic Venous Thromboembolism After Elective Knee Arthroscopy." *J Bone Joint Surg Am*, 94(8): 714-20.

2011

IOM. (2011). "Medical Devices and the Public's Health the FDA 510(k) Clearance Process at 35 Years." The National Academies Press, 1-319.

2010

Harness NG, Inacio MC, Pfeil FF, Paxton LW, et al. (2010). "Rate of Infection After Carpal Tunnel Release Surgery and Effect of Antibiotic Prophylaxis." *J Hand Surg*, 35(2): 189-96.

2005

Panni AS, Tartarone M, Patricola A, Paxton EW, Fithian DC. (2005). "Long-Term Results of Lateral Retinacular Release." *J Arthroplasty*, 21(5): 526-31.